




Spare parts list




01



02

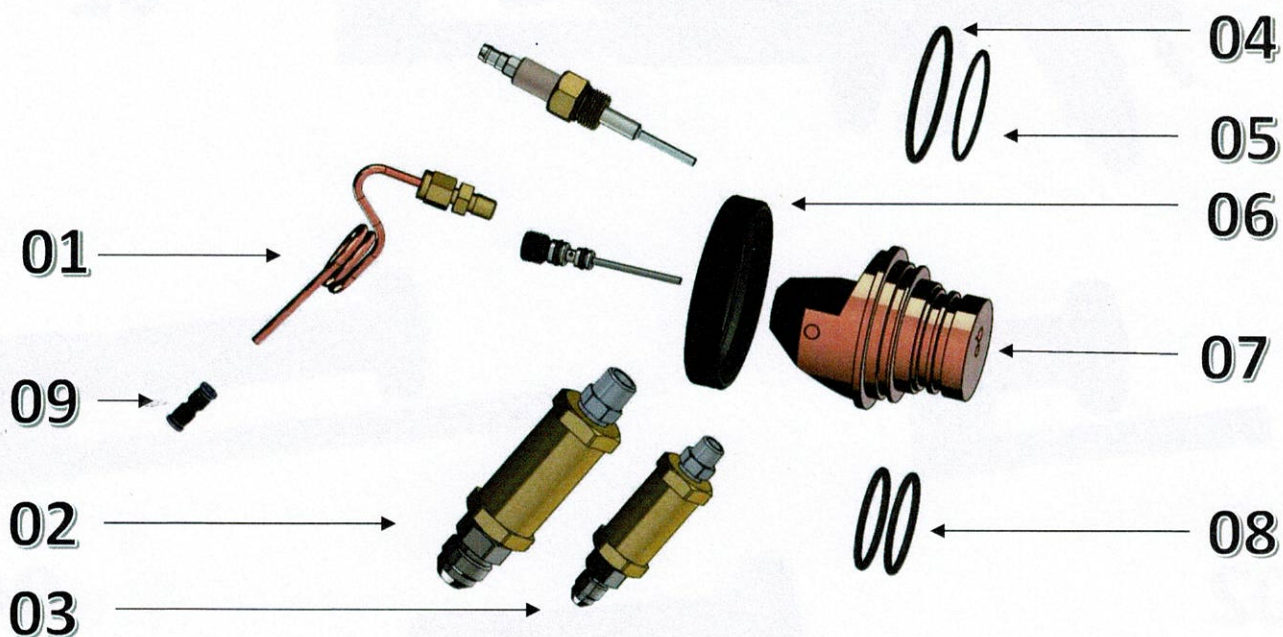



04




03



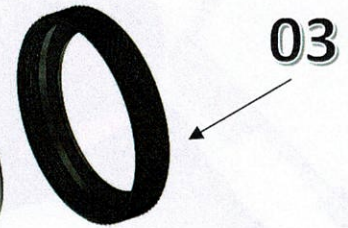

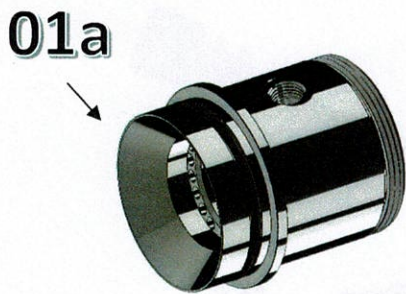

Position	Beschreibung	Art.-Nr.	Menge
01	JP- 5000 HVOF Burner kompl. with 4"	CE-001443	1
02	JP- 5000 4" Barrel holder compl.	CE-001737	1
03	JP- 5000 6" Barrel holder compl.	CE-001444	
04	JP- 5000 8" Barrel holder compl.	CE-001445	



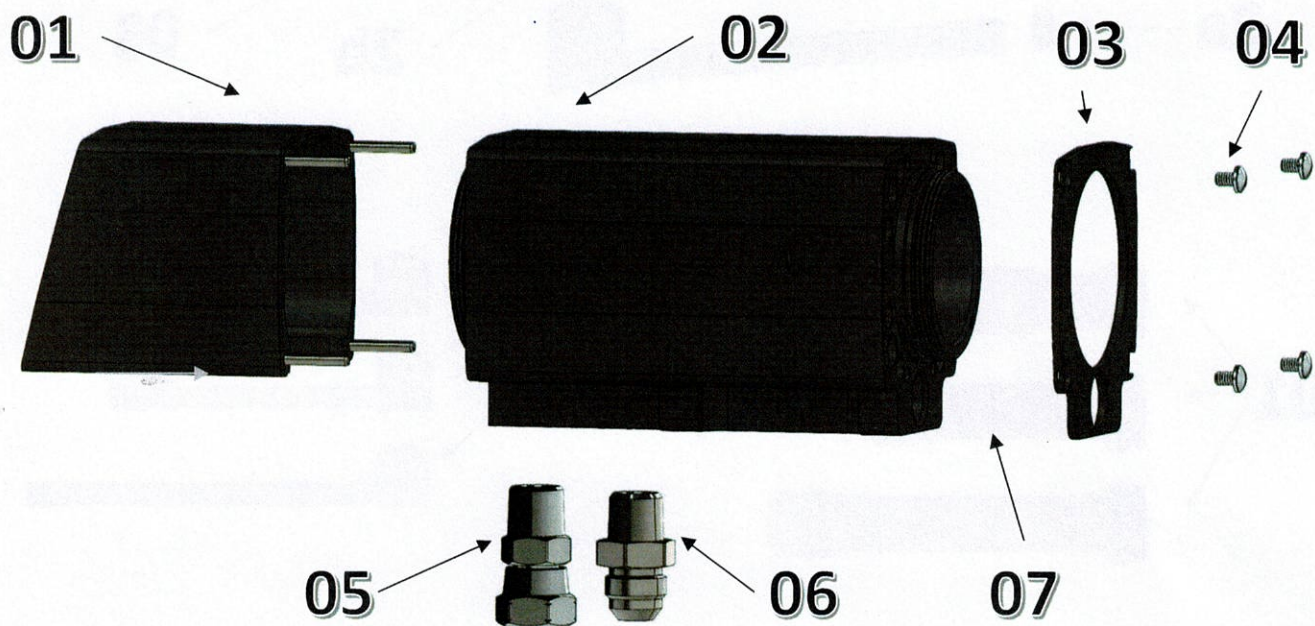

Position	Beschreibung	Art.-Nr.	Menge
01	JP- 5000 Chamber pressure tube screwed fitting	CE-001011	1
02	JP- 5000 Check valve	CE-002038	1
03	JP- 5000 Check valve	CE-002034	1
04	JP- O-Ring	CE-001859	1
05	JP- O-Ring	CE-001864	1
06	JP-5000 Union nut	CE-002032	1
07	JP-5000 Coaxial stabilizer with O-Ring	CE-002031	1
08	JP- O-Ring	CE-001860	2
09	JP- 5000 Straight plug connection	CE-002841	1




Position	Beschreibung	Art.-Nr.	Menge
01	JP- 5000 coaxial stabilizer Assembly	CE-001494	1
02	JP- 5000 Coxial fuel tube with O-ring	CE-002023	1
03	JP- O-Ring	CE-001862	1
04	JP- O-Ring	CE-001861	1
05	JP- 5000 Spark Plug Assy	CE-001724	1
06	JP- O-Ring	CE-001989	
07	JP- 5000 Electrode	CE-002044	
08	JP- 5000 Union nut for park plug	CE-002043	
09	JP- O-Ring	CE-001861	
10	JP- 5000 Insulator for spark plug	CE-002045	
11	JP- O-Ring	CE-001988	
12	JP- 5000 Spark plug body	CE-002046	
13	JP- 5000 Coxial stabilizer w/O-Ring	CE-002047	



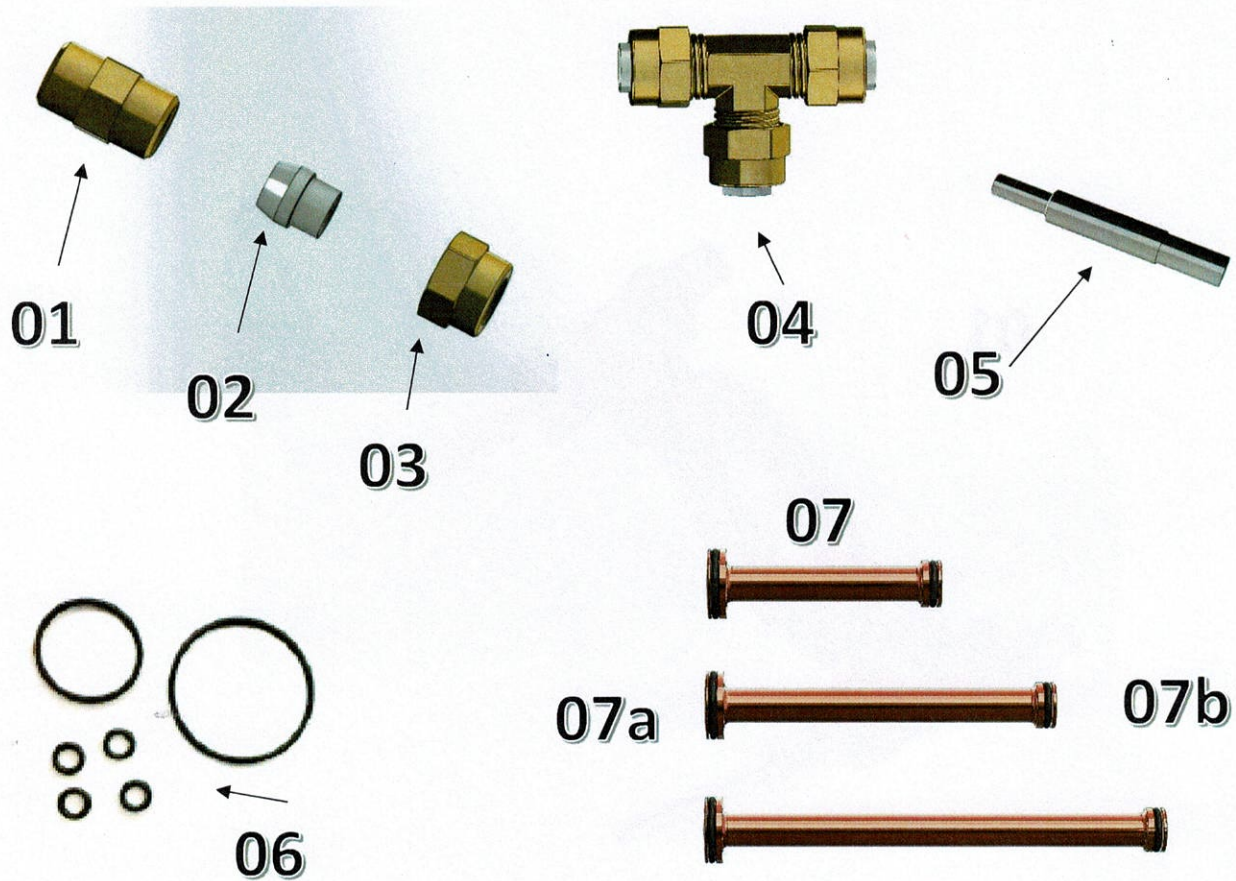
Position	Beschreibung	Art.-Nr.	Menge
01 a	JP- 5000 Interconnector with O-ring	CE-001720	1
01 b	JP- 5000 Interconnector with O-ring Dual feed ST	CE-002832	
02	JP- O-Ring	CE-001863	1
03	JP- 5000 Union nut	CE-002026	1
04 a	JP- 5000 Combustion Chamber	CE-001715	1
04 b	JP- 5000 Combustion Chamber ST	CE-002831	
05	JP- O-Ring	CE-001865	1



Position	Beschreibung	Art.-Nr.	Menge
01	JP- 5000 Cover	CE-002022	1
02	JP- 5000 Water Jacket Assy	CE-001307	1
03	JP- 5000 Front cover plate	CE-002024	1
04	JP- 5000 SET slotted pan head screws	CE-002025	4
05	JP- 5000 Connection Fitting Water IN	CE-001717	1
06	JP- 5000 Connection Fitting Water Outlet	CE-001718	1
07	JP- O-Ring	CE-001863	1




Position	Beschreibung	Art.-Nr.	Menge
01	JP- 5000 4" Barrel holder	CE-001566	1
01	JP- 5000 6" Barrel holder	CE-001567	
01	JP- 5000 8" Barrel holder	CE-001568	
01a	JP- O-Ring	CE-001860	1
02	JP- 5000 4" Water Return Tube w/O-Ring	CE-001721	1
02	JP- 5000 6" Water Return Tube w/O-Ring	CE-001722	
02	JP- 5000 8" Water Return Tube w/O-Ring	CE-001723	
02a	JP- O-Ring	CE-000207	2
02b	JP- O-Ring	CE-000856	1
03	JP- 5000 Water baffle	CE-002030	1
04	JP- 5000 Union nut	CE-002026	1
05	JP- 5000 hex socket head cap screw	CE-002029	2

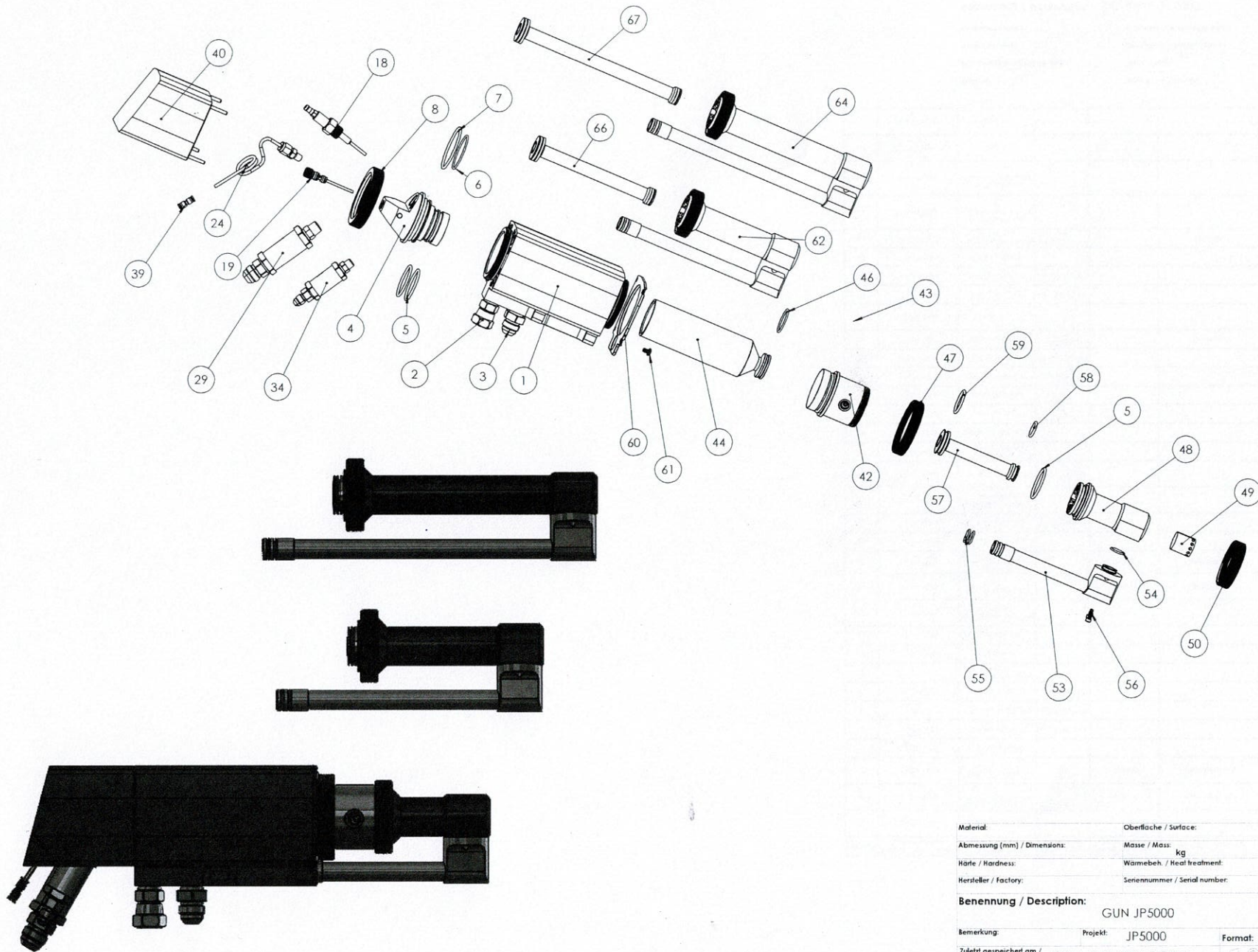


Position	Beschreibung	Art.-Nr.	Menge
01	JP- 5000 Fitting, powder port 1/4"	CE-001992	
02	JP- 5000 Ferrule, plastic 1/4" tube	CE-001990	
03	JP- 5000 Nut, 1/4" tube + Ferrule, plastic 1/4 tube	CE-001991	
04	JP- 5000 T-pice UNF 3/8"-24 RD 1/4"	CE-002042	
05	JP- 5000 Powder Injector tube 1121	CE-001361	
06	JP- SET O-Ring	CE-001986	
07	JP-5000 Barrel 4" w/O-Ring	CE-002028	1
07	JP-5000 Barrel 6" w/O-Ring	CE-002027	
07	JP-5000 Barrel 8" w/O-Ring	CE-001987	
07a	JP- O-Ring	CE-001858	1
07b	JP- O-Ring	CE-001857	1
	JP- 5000 Hose Set 5m	CE-001736	
	JP- 5000 Gun holder for JP	CE-000794	
	JP- 5000 Conductive Paste	CE-001748	

01



Position	Beschreibung	Art.-Nr.	Menge
01	JP- 5000 Air Jet with 4" cooling pipe	CE-002729	
	JP- 5000 Air Jet cooling pipe 4" (SET à 2 Pc.)	CE-002838	
	JP- 5000 Air Jet cooling pipe 6" (SET à 2 Pc.)	CE-002839	
	JP- 5000 Air Jet cooling pipe 8" (SET à 2 Pc.)	CE-002840	



Material:	Oberfläche / Surface:	Alle Referenz / Old reference:
Abmessung (mm) / Dimensions:	Masse / Mass: kg	Dimensionen in mm Kanten 0.3...0.5x45° gebrochen
Härte / Hardness:	Wärmebeh. / Heat treatment:	
Hersteller / Factory:	Seriennummer / Serial number:	Massstab Gezeichnet: ab
Benennung / Description:	GUN JP5000	1:10 Geprüft: 17.09.2025
Bemerkung:	Projekt: JP5000	Format: A2 Blatt: 1/2
Zuletzt gespeichert am / Last save:	Dienstag, 14. Oktober 2025 07:26:22	XC-Code:
Clerici		Zeichnungsnummer / Draw number: 11-1-11550 Rev.: Einheit / Unit:

JP-5000 Spare parts list



JP-5000 Spare parts list

Position	Description	Part No.	Position	Description	Part No.
01	JP-5000 HVOF Burner kompl. With 4"	CE-001443	32	JP-5000 Cover	CE-002022
02	JP-5000 4" Barrel holder compl.	CE-001737	33	JP-5000 Water Jacket Assy	CE-001307
03	JP-5000 6" Barrel holder compl.	CE-001444	34	JP-5000 Front cover plate	CE-002024
04	JP-5000 8" Barrel holder compl.	CE-001445	35	JP-5000 SET slotted pan head screws	CE-002025
05	JP-5000 Chamber pressure tube screwedfitting	CE-001011	36	JP-5000 Connection Fitting Water IN	CE-001717
06	JP-5000 Check value	CE-002038	37	JP-5000 Connection Fitting Water Outlet	CE-001718
07	JP-5000 Check value	CE-002034	38	JP-O-Ring	CE-001863
08	JP-O-Ring	CE-001859	39	JP-5000 4" Barrel holder	CE-001566
09	JP-O-Ring	CE-001864	39	JP-5000 6" Barrel holder	CE-001567
10	JP-5000 Union nut	CE-002032	39	JP-5000 8" Barrel holder	CE-001568
11	JP-5000 Coxial stabilizier with O-Ring	CE-002031	39a	JP-O-Ring	CE-001860
12	JP-O-ring	CE-001860	40	JP-5000 4" Water Return Tube w/O-ring	CE-001721
13	JP-5000 Straight plug connection	CE-002841	40	JP-5000 6" Water Return Tube w/O-ring	CE-001722
14	JP-5000 coaxial stabilizer Assembly	CE-001494	40	JP-5000 8" Water Return Tube w/O-ring	CE-001723
15	JP-5000 Coxial fuel tube with O-Ring	CE-002023	40a	JP-O-Ring	CE-000207
16	JP-O-Ring	CE-001862	40b	JP-O-Ring	CE-000856
17	JP-O-Ring	CE-001861	41	JP-5000 Water baffle	CE-002030
18	JP-5000 Spark Plug Assy	CE-001724	42	JP-5000 Union nut	CE-002026
19	JP-O-Ring	CE-001989	43	JP-5000 hex socket head cap screw	CE-002029
20	JP-5000 Electrode	CE-002044	43	JP-5000 Fitting, powder port 1/4"	CE-001992
21	JP-5000 Union nut for park plug	CE-002043	44	JP-5000 Ferrule,plastic 1/4" tube	CE-001990
22	JP-O-Ring	CE-001861	45	JP-5000 Nut. 1/4"tube+Ferrule,plastic1/4 tube	CE-001991
23	JP-5000 Insulator for spark plug	CE-002045	46	JP-5000 T-pice UNF 3/8"-24 RD 1/4"	CE-002042
24	JP-O-Ring	CE-001988	47	JP-5000 Powder Injector tube 1121	CE-001361
25	JP-5000 Spark plug body	CE-002046	48	JP-SET O-Ring	CE-001986
26	JP-5000 Coxial stabilizier w/O-Ring	CE-002047	49	JP-5000 Barrel 4" w/O-Ring	CE-002028
27a	JP-5000 Interconnector with O-Ring	CE-001720	49	JP-5000 Barrel 6" w/O-Ring	CE-002027
27b	JP-5000 Interconnector with O-Ring Dual feed ST	CE-002832	49	JP-5000 Barrel 8" w/O-Ring	CE-001987
28	JP-O-Ring	CE-001863	49a	JP-O-Ring	CE-001858
29	JP-5000 Union nut	CE-002026	49b	JP-O-Ring	CE-001857
30	JP-5000 Combustion Chamber	CE-001715		JP-5000 Hose Set 5m	CE-001736
30	JP-5000 Combustion Chamber ST	CE-002831		JP-5000 Gun holder for JP	CE-000794
31	JP-O-Ring	CE-001865		JP-5000 Conductive Paste	CE-001748

JP-5000 Spare parts list

Position	Description	Part No.
50	JP-5000 Air Jet with 4" cooling pipe	CE-002729
	JP-5000 Air Jet cooling pipe4"(2 pcs set)	CE-002838
	JP-5000 Air Jet cooling pipe6"(2 pcs set)	CE-002839
	JP-5000 Air Jet cooling pipe8"(2 pcs set)	CE-002840

Spare Parts

eGun™ HVOF Gun		
Pos.	FST p/n	Product Description
1	311.001	F-Housing
2	311.002	O-Housing
3	311.003	Chamber housing
4	311.004-02	Pre-chamber HE ^{s-1}
5	311.005-01	Combustion chamber ^{s-2}
6	311.006	Interconnector nut #1
7	311.007	Adapter
8	311.008-01	Interconnector ^{s-2}
9	311.009	4" Deflector
10	311.010-22	4" Barrel ^{s-10}
11	311.011	4" Barrel housing
12	311.012	Barrel nut
13	311.013	4" Water out tube
14	311.014	Water out fitting
15	311.015	Interconnector nut #2
16	311.016-01	Fuel injector assembly HE incl. 4x O-rings
17	311.017	Rear cover
18	311.018	Nut ¼" tube ^{*4 / s-20} , incl. Ferrule plastic ^{*4 / s-20}
19	311.019	Ferrule plastic ^{*10 / s-20}
20	311.020-02	Powder injector ^{*10 / s-20}
21	311.029	Fitting Powder Port ^{*4 / s-20}
36	311.036	Oxygen Check Valve ^{s-1}
37	311.037	Adapter oxygen 45° ¼" NPT to O-Housing
38	311.038	Nipple, 1/8" Oxygen check valve ^{s-1}
39	311.039	Adapter, ¼" NPT
40	311.040	Fuel Check Valve ^{s-1}
41	311.041	Nipple, 1/8" Fuel check valve to F- housing
42	311.042	Adapter, 1/8" NPT
43	311.043	Adapter W45°, ¼" NPT
45	311.045	Spark plug assembly
48	311.048	AMP Connector (M)
49	311.049	AMP Washer
51	311.062	Dowel pin

eGun™ HVOF Gun		
Pos.	FST p/n	Product Description
O-RINGS		
	311.800	eGun™ O-ring Set ^{s-1} / including:
22	311.021	O-ring Water tube ^{*10} , Water out fitting ^{*10}
23	311.022	O-ring Interconnector ^{*10}
24	311.023	O-ring Barrel ^{*10}
25	311.024	O-ring Fuel assy 1 ^{*10}
26	311.025	O-ring Fuel assy, Comb. chamber 2 ^{*10}
27	311.026	O-ring O-Housing ^{*10}
28	311.027	O-ring Chamber housing, Barrel housing and Deflector ^{*10}
29	311.028	O-ring Front Barrel Nut ^{*10}
30	311.030	O-ring F-Housing ^{*10}
52	311.060	O-ring Fuel assy 3 ^{*10}
53	311.061	O-ring Fuel assy front ^{*10}
BOLTS		
	311.900	Set of eGun™ Bolts
31	311.031	Bolts rear cover ^{*2}
32	311.032	Bolt AMP Connector
33	311.033	Bolts O-Housing ^{*2}
34	311.034	Bolts Barrel housing - Water out fitting ^{*4}
35	311.035	Bolts F-Housing ^{*4}
CABLES & HOSES**		
	311.050-01	Hose & cable set, 20 ft
	311.050-02	Hose & cable set, 30 ft
	311.050-03	Hose & cable set, 50 ft
50	500.001	Power feed hose
ROBOT eGun FIXTURES		
A	259.061	Robot fixplate eGun™
B	259.001	Robot intermediate insulator
C	259.002	Robot intermediate connector
D		Robot adapters for certain types of robots are available upon request
OTHER		
	311.051	Toolkit eGun™
	500.029	O-ring lube

*n : Minimum Order Quantity / s-n : Recommended stock
 ** : Individual hoses on request: 311.052-xx for Oxygen
 311.053-xx for Ethanol
 311.054-xx for water In
 311.055-xx for Water out